

## ClassCharts for Parents/Carers

Class Charts you to monitor and track your **child's attitude to learning** on a lesson by lesson, view **attendance** records, access their weekly **timetable** and track scheduled **detentions**.

If you have more than one child, you can access Class Charts information about your children from a single, centralised parent account.

Class Charts for parents can be accessed via the **website** ([www.classcharts.com/parent/login](http://www.classcharts.com/parent/login)), or through **iOS** and **Android** apps.

### Signing up to Class Charts

1. Select Sign up from the main page and fill in the form provided.

Enter an email address  
and then select '**I don't have an account yet**'

Enter your parent code into the Access code field (this will be in the email you have received).

**Please note:** Your Access Code is not the same as your password. The access code is only needed for the initial sign up.

2. Click on the **Log in** or **Sign-up** button below the form

SIGN UP

Log in

3. Confirm the **student's date of birth** when prompted. Click on the **Date of Birth** field and use the date picker to enter the correct date.


#### Date of birth confirmation

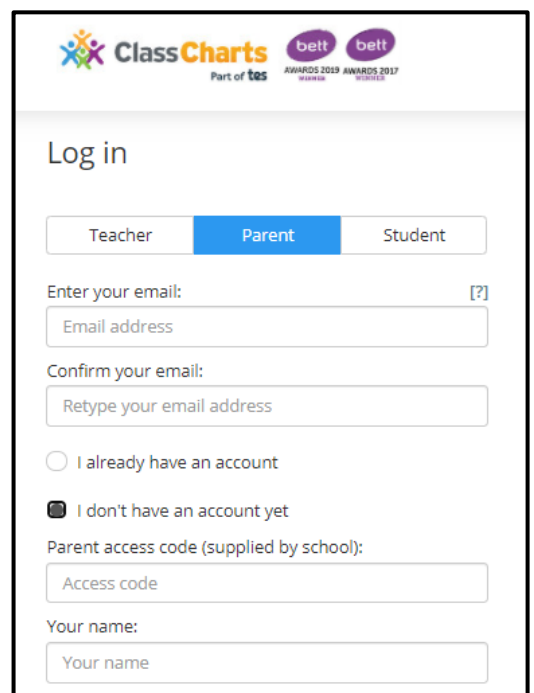
To confirm you are the parent / guardian, please enter your child's date of birth.

Date of Birth  
06/04/2007

OK CANCEL

4. A **confirmation** message will appear, indicating that the sign-up process is complete. **Verify** your email address to continue.

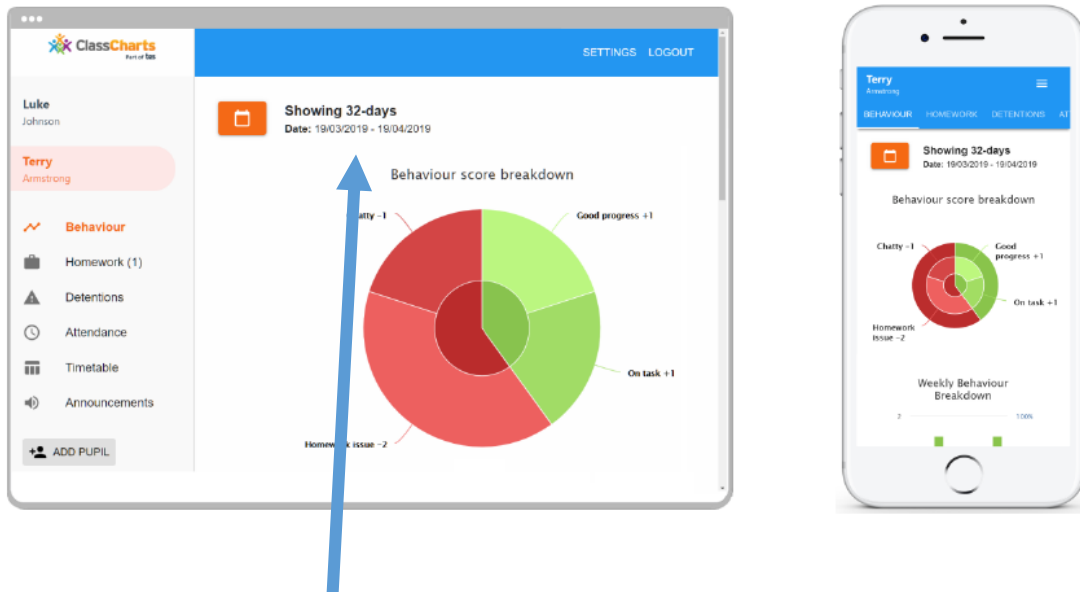
 You have successfully signed up.



The screenshot shows the ClassCharts login interface. At the top, there are logos for ClassCharts (Part of tes), belt AWARDS 2019, and belt AWARDS 2017. The main heading is 'Log in'. Below this are three tabs: 'Teacher', 'Parent' (which is selected), and 'Student'. There are two input fields: 'Enter your email:' with a placeholder 'Email address' and a help icon '[?]', and 'Confirm your email:' with a placeholder 'Retype your email address'. Below these are two radio buttons: 'I already have an account' (unselected) and 'I don't have an account yet' (selected). There is also a 'Parent access code (supplied by school):' field with a placeholder 'Access code'. At the bottom, there is a 'Your name:' field with a placeholder 'Your name'.

## Behaviour

Selecting this tab will display multiple graphs which represent an overview of your child's **achievement** and **behaviour** data within a timeframe. By default, the displayed date range is 31 days



To view a different range of behaviour data, click on the **Calendar** icon to select from the available pre-sets or create your own custom date range.

Below these graphs you can find a list of behaviour activity relating to your child.

These display the **behaviour** that was awarded, **when** it was awarded, **who** awarded the behaviour, the **lesson** the behaviour was awarded in, and how many **points** the award is worth.

Friday 6 November		
-1	Demo Pupil Detention issued for ATL 2 by Mr G Freemantle Location: SCN Time: 12:15 Type: Year 10 ATL 2 Lunch Sanction	13:02
+1	Demo Pupil ATL 3 - Expected Learning awarded by Mr G Freemantle.	10:50
+1	Demo Pupil HW ATL 4 awarded by Mr G Freemantle. Excellent homework on Macbeth	10:48
+1	Demo Pupil ATL 3 - Expected Learning awarded by Mr G Freemantle.	10:47

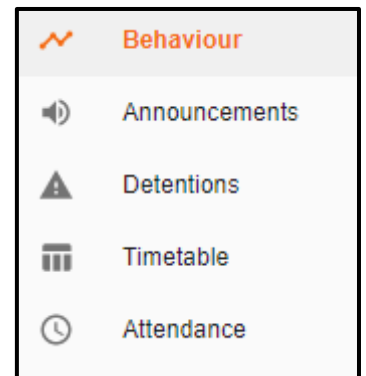
## Other options

Apart from the **Behaviour** tab, there are other features within the site/app.

**Announcements**- this will be used in the near future to communicate notices/reminders to students and parents/carers.

**Timetable** – here you will find a copy of your child’s timetable

**Attendance** – here you will see a summary of your child’s attendance



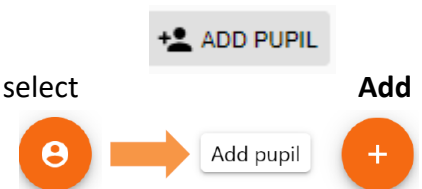
## Adding additional students

Once you have set up your Class Charts parent account, you can add additional children to the same account.

To add another child to your account, please follow the steps below:

**Website:** Click on **Add Pupil** button in the left-hand side navigation menu.

**App:** Click on the **Pupil** icon in the bottom right hand corner of the app and select **pupil**



## Queries

If you have a question regarding an achievement or behaviour incident that has been issues then please contact the member of staff who issued this directly.

Details of staff email addresses are available here: <https://www.kimberleycollege.co.uk/learning2020>

If you have a question regarding the use of ClassCharts then please email [classcharts@wootton.beds.sch.uk](mailto:classcharts@wootton.beds.sch.uk)